



# BRIGHTBYTES SURVEY RESULTS



## BRIGHTBYTES SURVEY

- BrightBytes Survey is a nationally-normed questionnaire designed to provide feedback on four areas of technology integration/utilization: Classroom, Access, Skills, and Environment.
- EASD re-engaged with BrightBytes survey to analyze the degree of growth in key areas, such as 4Cs (Communication, Collaboration, Creativity, and Critical Thinking).
- Previous surveys were taken in 2014 and 2015 to determine opportunities for growth in technology integration.
- The survey assigns an overall score that is color coded as Beginning, Emerging, Proficient, Advanced, and Exemplary.



# OVERALL RESULTS



# Technology & Learning

Ephrata Area School District  
Jul 1, 2018 to Dec 31, 2018

[Dashboard](#) Reports Trends

Map | List | Capture | Filter

CASE™ Score Legend | ● Beginning ● Emerging ● Proficient ● Advanced ● Exemplary

Show More

CASE™ Score

**1092 Proficient** ↗ Up since last data collection

## Classroom



### Use of the 4Cs



### Digital Citizenship



### Assessment



### Assistive Technology



## Access



### Access at School



### Access at Home



## Skills



### Foundational



### Online



### Multimedia



## Environment



### The 3Ps



### Support



### Professional Learning



### Beliefs



# Technology & Learning

Ephrata Area School District  
Jul 1, 2018 to Dec 31, 2018

Dashboard Reports **Trends**

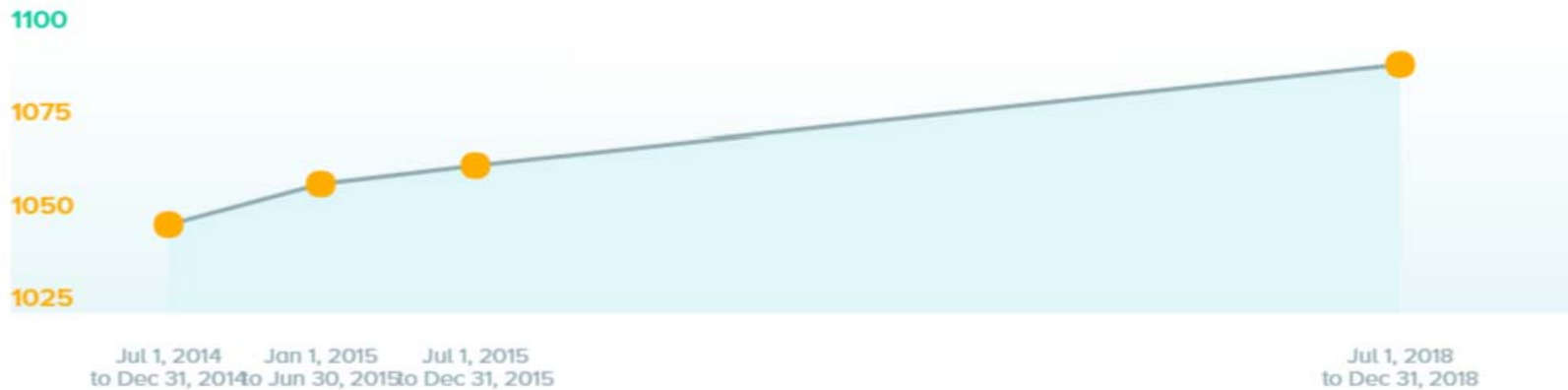
Map List Capture Filter

CASE™ Score Legend | ● Beginning ● Emerging ● Proficient ● Advanced ● Exemplary

Show More (+)

## Trends

Overall Domains



---

## C.A.S.E. FRAMEWORK

CLASSROOM

ACCESS

SKILLS

ENVIRONMENT



# CLASSROOM COMPONENTS



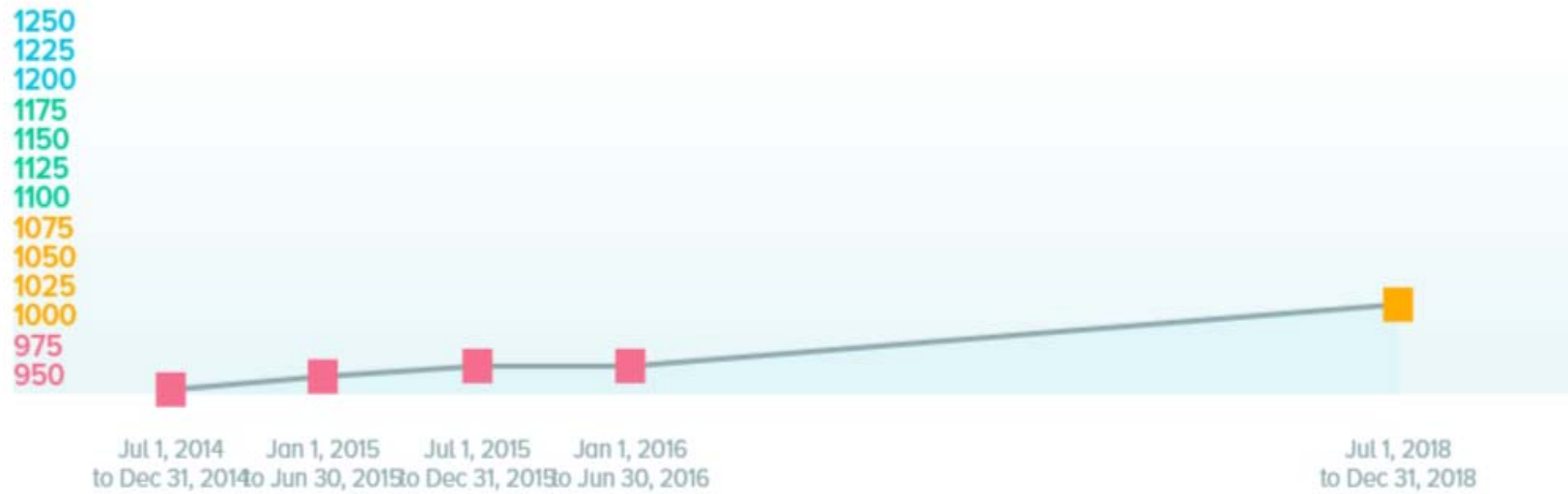
CASE™ Score Legend

- Beginning
- Emerging
- Proficient
- Advanced
- Exemplary

Trends

Domains Success Indicators

- Classroom
- ◆ Access
- ▼ Skills
- ▲ Environment





# Classroom

Ephrata Area School District  
Jul 1, 2018 to Dec 31, 2018

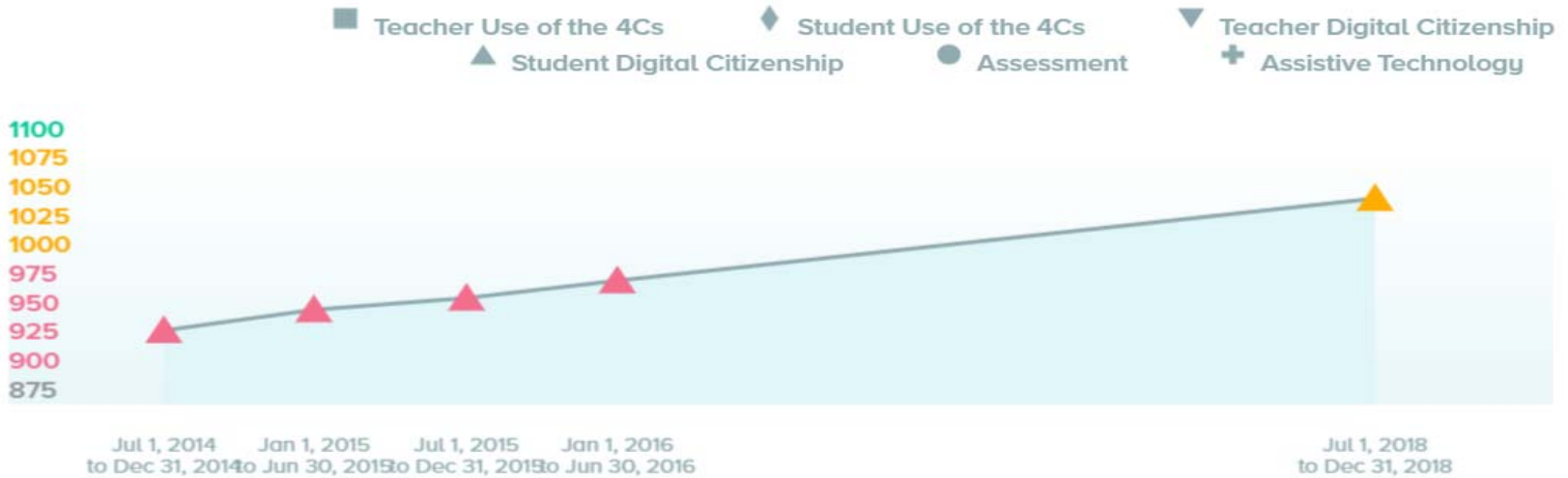
Success Indicators **Trends**

Map | List | Capture | Filter

CASE™ Score Legend | ● Beginning ● Emerging ● Proficient ● Advanced ● Exemplary

## Trends

Domains **Success Indicators**



# Classroom

Ephrata Area School District  
Jul 1, 2018 to Dec 31, 2018

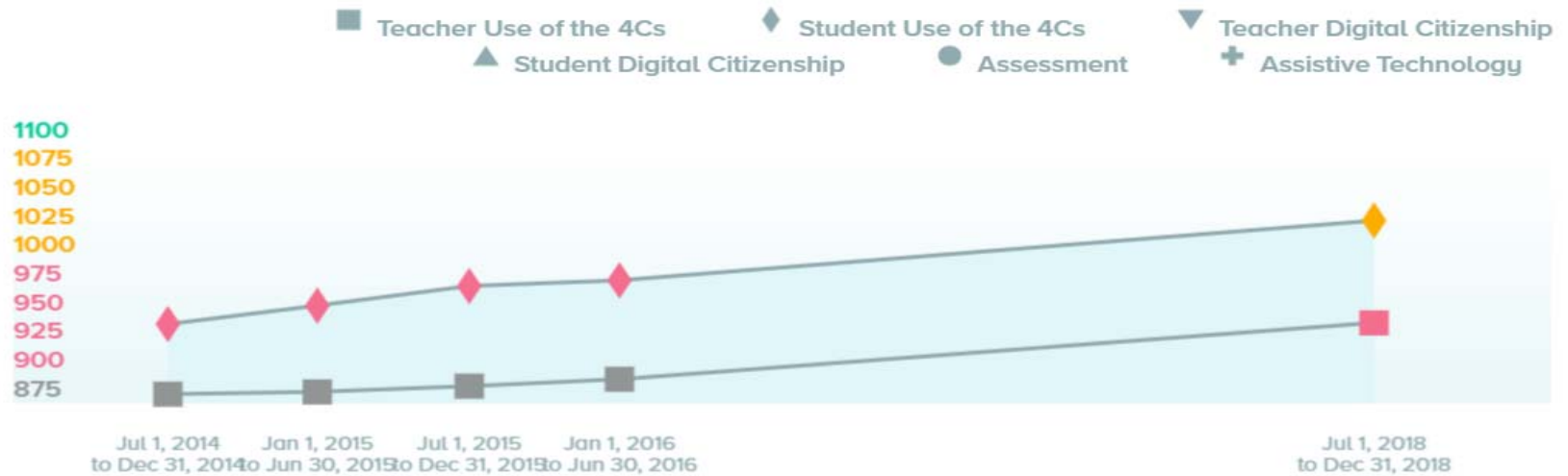
Success Indicators Trends

Map | List | Capture | Filter

CASE™ Score Legend | ● Beginning ● Emerging ● Proficient ● Advanced ● Exemplary

## Trends

Domains Success Indicators





# ACCESS COMPONENTS

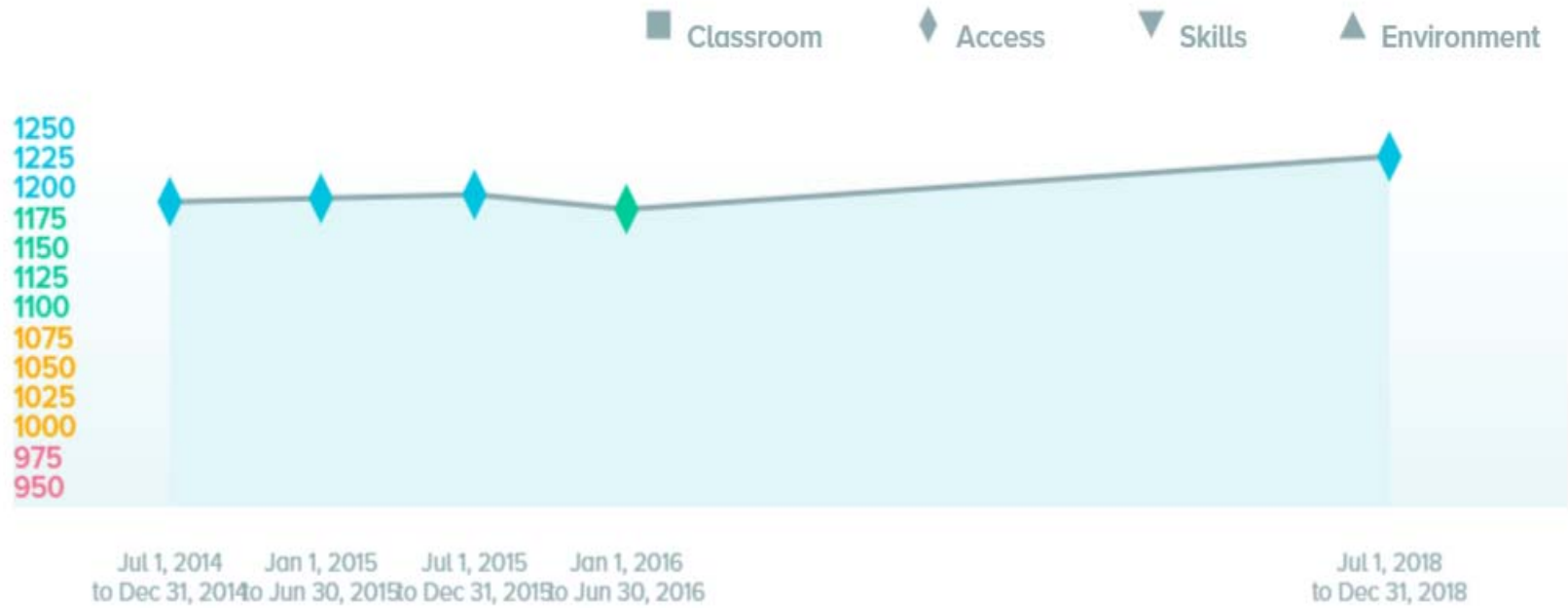


CASE™ Score Legend

- Beginning
- Emerging
- Proficient
- Advanced
- Exemplary

Trends

Domains Success Indicators



# Access

Ephrata Area School District  
Jul 1, 2018 to Dec 31, 2018

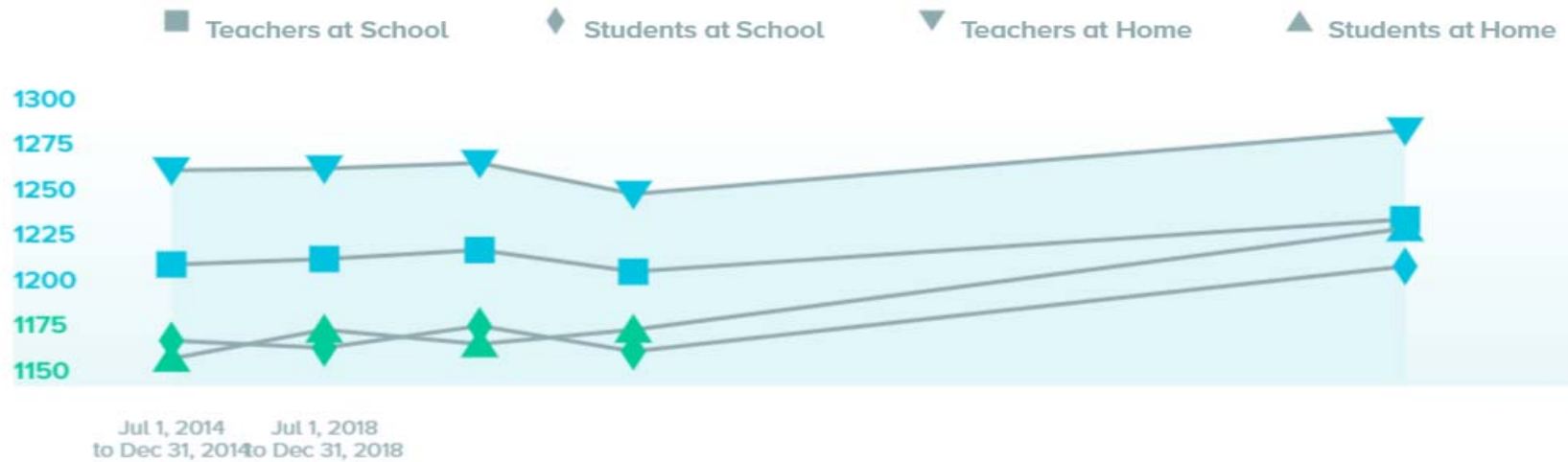
Success Indicators Trends

Map | List | Capture | Filter

CASE™ Score Legend | ● Beginning ● Emerging ● Proficient ● Advanced ● Exemplary

## Trends

Domains Success Indicators





# SKILLS COMPONENTS



CASE™ Score Legend

● Beginning

● Emerging

● Proficient

● Advanced

● Exemplary

### Trends

Domains

Success Indicators

■ Classroom

◆ Access

▼ Skills

▲ Environment

1250  
1225  
1200  
1175  
1150  
1125  
1100  
1075  
1050  
1025  
1000  
975  
950



Jul 1, 2014 to Dec 31, 2014    Jan 1, 2015 to Jun 30, 2015    Jul 1, 2015 to Dec 31, 2015    Jan 1, 2016 to Jun 30, 2016

Jul 1, 2018 to Dec 31, 2018

# Skills

Ephrata Area School District  
Jul 1, 2018 to Dec 31, 2018

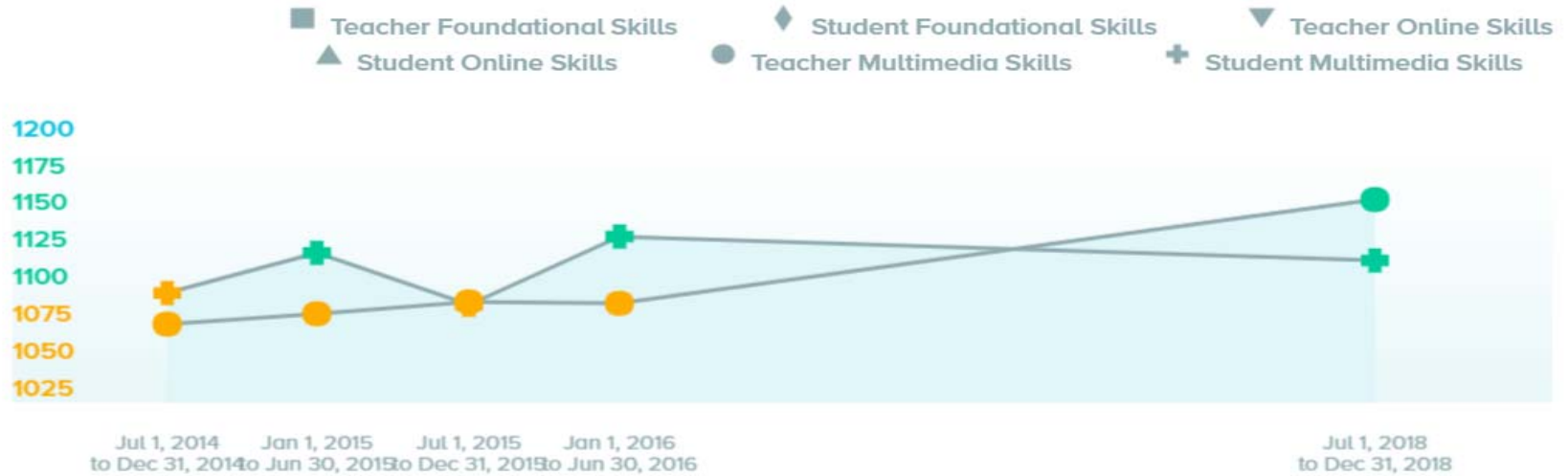
Success Indicators Trends

Map | List | Capture | Filter

CASE™ Score Legend | ● Beginning ● Emerging ● Proficient ● Advanced ● Exemplary

## Trends

Domains Success Indicators







# ENVIRONMENT COMPONENTS



CASE™ Score Legend


- Beginning
- Emerging
- Proficient
- Advanced
- Exemplary

# Trends

[Domains](#) [Success Indicators](#)

- Classroom
- ◆ Access
- ▼ Skills
- ▲ Environment

1250  
1225  
1200  
1175  
1150  
1125  
1100  
1075  
1050  
1025  
1000  
975  
950



# Environment

Ephrata Area School District  
Jul 1, 2018 to Dec 31, 2018

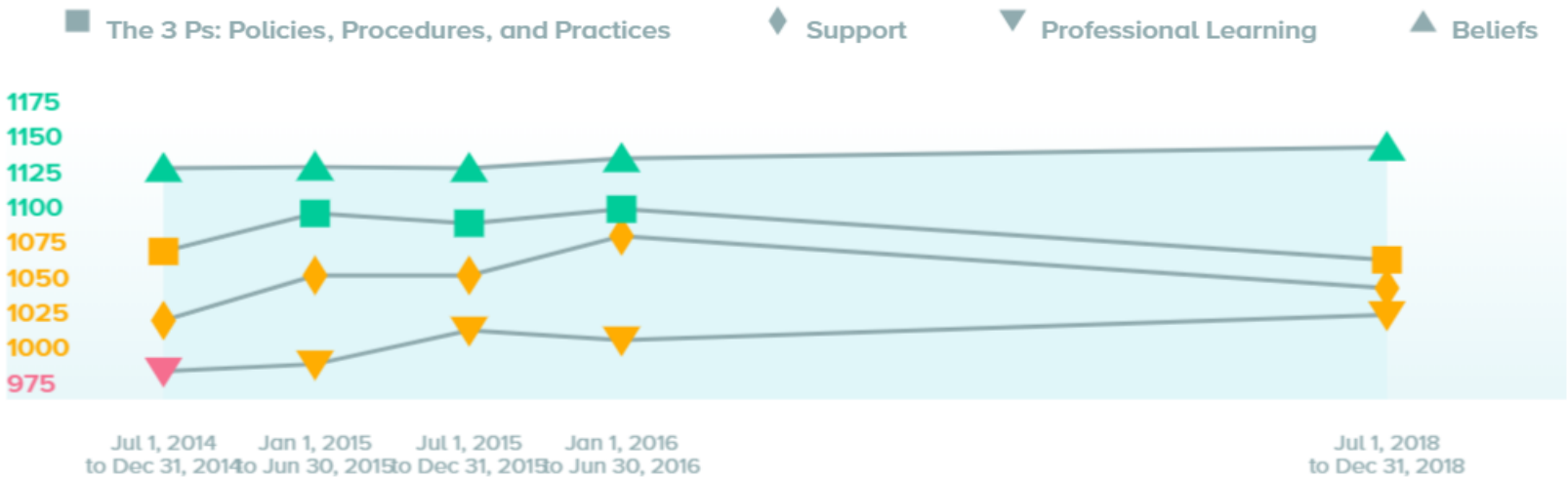
Success Indicators Trends

Map | List | Capture | Filter

CASE™ Score Legend | ● Beginning ● Emerging ● Proficient ● Advanced ● Exemplary

## Trends

Domains Success Indicators





## Teachers discuss technology use during evaluations

### Ephrata Area School District

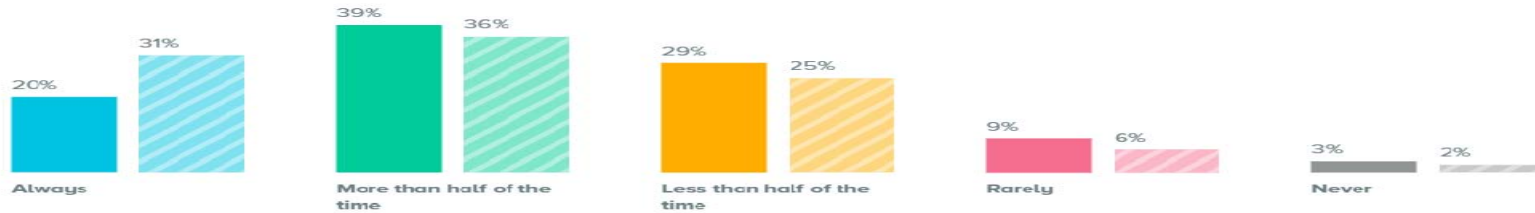
FRAMEWORK: Technology & Learning

DOMAIN: Environment

SUCCESS INDICATOR: The 3 Ps: Policies, Procedures, And Practices

VARIABLE: Teacher Frequency Of Technology Discussions

DATA FROM: Jul 1, 2018 To Dec 31, 2018



COMPARE



Jul 1, 2018 to Dec 31, 2018  
Solids



Jan 1, 2016 to Jun 30, 2016



### Why This Matters

Supervisors can encourage technology integration by using evaluations to assess teachers' skills gaps and connect them to professional development that meets their needs (Kim et al., 2013).

#### Citation

Kim, C., Min, K.K., Lee, C., Spector, M., & DeMeester, K. (2013). Teacher beliefs and technology integration. *Teaching and Teacher Education, 29*, 76-85.

DATA HIGHLIGHT



12%  
discuss technology rarely, if ever



## Teachers discuss technology use during classroom observations or visits

### Ephrata Area School District

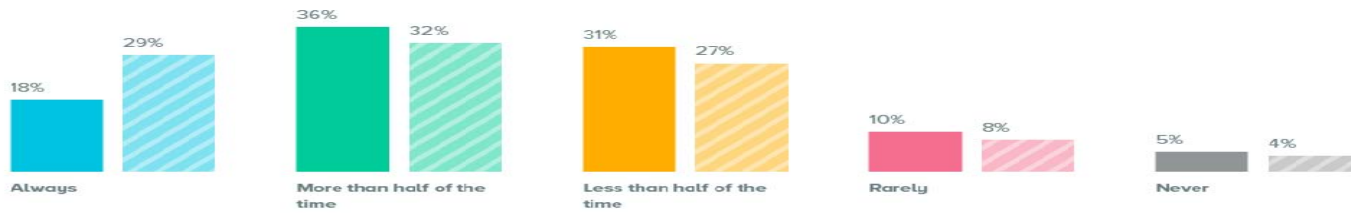
FRAMEWORK: Technology & Learning

DATA FROM: Jul 1, 2018 To Dec 31, 2018

DOMAIN: Environment

SUCCESS INDICATOR: The 3 Ps: Policies, Procedures, And Practices

VARIABLE: Teacher Frequency Of Technology Discussions



COMPARE

Jul 1, 2018 to Dec 31, 2018  
Solids

Jan 1, 2016 to Jun 30, 2016  
Stripes

### Why This Matters

When teachers have a chance to observe colleagues' lessons, they have "more opportunities to see successful outcomes of innovative uses of technology and see different beliefs and technology integration practices in action" (Kim et al., 2013).

#### Citation

Kim, C., Min, K.K., Lee, C., Spector, M., & DeMeester, K. (2013). Teacher beliefs and technology integration. "Teaching and Teacher Education, 29," 76-85.

DATA HIGHLIGHT



46%  
occasionally discuss technology, if ever

# Technology & Learning

Ephrata Area School District  
Jul 1, 2018 to Dec 31, 2018

Dashboard Reports Trends

Map List Capture Filter

CASE™ Score Legend ● Beginning ● Emerging ● Proficient ● Advanced ● Exemplary

Show More

CASE™ Score  
**1092 Proficient**

BENCHMARKS	DATE	OVERALL	CLASSROOM	ACCESS	SKILLS	ENVIRONMENT
All Technology & Learning	As of Jan 27, 2019	1071	1005	1189	1115	1075
Pennsylvania	As of Jan 27, 2019	1059	988	1188	1106	1065

Service Agency **Districts** Schools

DISTRICTS	DATE RANGE	OVERALL	CLASSROOM	ACCESS	SKILLS	ENVIRONMENT
Ephrata Area School District	Jul 1, 2018 to Dec 31, 2018	1092	1026	1243	1123	1088
	Jun 1, 2016 to Jun 30, 2016	1065	974	1199	1112	1099
	Jul 1, 2015 to Dec 31, 2015	1065	974	1211	1105	1096
	Jan 1, 2015 to Jun 30, 2015	1060	965	1208	1106	1094
	Jul 1, 2014 to Dec 31, 2014	1049	954	1205	1097	1075



QUESTIONS?

